

COMPACT QUARTER TURN ELECTRIC ACTUATOR

AVA-S110.25 SMART MODULATING 110Nm

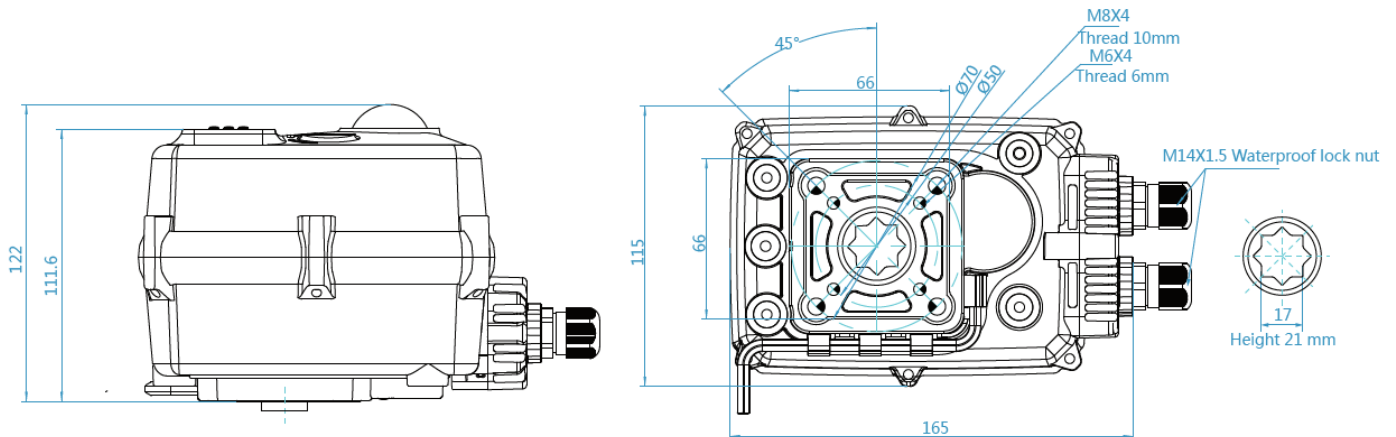


Model:	AVA-S110.25 110Nm SMART MODULATING ELECTRIC ACTUATOR			
	AC	AC/DC	DC	DC
Rated Voltage	AC230V	AC/DC 24V	24VDC	12VDC
Voltage Range	AC 95-265V/DC100-300V	AC18-26/DC22-32V	DC22-32V	DC11-15V
Consumption	12W run, 2.1W hold	30W run, 3.9W hold	28W run, 2.10W hold	28W run, 2.10W hold
Peak current	0.26A @ 5ms 230V	2.5A @ 5ms 24VDC	2.5A for 5ms 24VDC	4.5A for 5ms
Fuse	2A	5A	5A	10A
Maximum Break Torque Nm	110			60
Run & Reseat Torque Nm	110			60
Manual operation	Yes, by hexagonal wrench (supplied in clip) when no power. Local control via touch buttons under power.			
Run time	≈ 10 sec			≈ 10 secs
STANDARD FEATURES:				
Operating frequency	AC not continuous, 75% duty cycle but recommend allowing ≥1 min between cycles. DC is continuous.			
Position confirmation	Mechanically driven dome style visual 2 colour indicator			
Mounting restriction	None, can be mounted at any angle. Leave room for space to operate manually, and for electrical connection			
End Position indication	Micro-switches operated by adjustable internal cams , set slightly ahead of the final motor stop position.			
ISO:5211	F05/07 x 17mm Octagon x 21mm deep			
Working Angle	Factory set at 90° ±2°, maximum angle of rotation 110° ±2°			
Control Options	4-20ma, 0-20mA, 0-5V, 1-5V, 0-10V and 2-10V			
Ingress protection	IP67			
Max media temp	>+ 80C			
Ambient temp	-20 to +80C			
Non-operating temp	≤ -40C to ≥80C			
Ambient humidity	5-95% RH non-condensing			
Explosion proof	No, prohibited. Do not use in hazardous areas			
Housing	ABS			
Weight	2.2kg			

Dimensions: (mm)

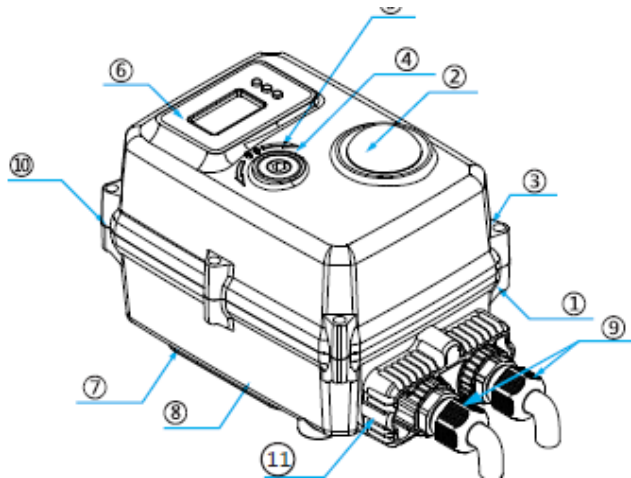
AVA-S110.25 110Nm SMART MODULATING ELECTRIC ACTUATOR

Dimension 【Female octagonal】



Materials:

AVA-S110.25 110Nm SMART MODULATING ELECTRIC ACTUATOR



No	PART	MATERIAL
1	Housing	ABS
2	Indicator	Plastic
3	Screws	304
4	Manual Shaft	304
5	Manual Seal	NBR
6	Label	PVC
7	Allen Key	Steel
8	Base	ABS
9	Connector	Nylon
10	Seal	NBR
11	Terminal Cover	ABS

* Note that screen only available on Smart series

Part Numbers:

AVA-S110.25 110NM SMART MODULATING ACTUATOR

Model	Voltage	Housing	Heater	Control of Modulating function
AVA-S11025-	5 AC 95-265V	A ABS	0 None	P 4/20mA input / Output
	6 AC/DC 24V		H 5W/24kΩ	U 0-10V input / Output
				G SPST. Switchable +ve/ live Relay position confirmation and alarm

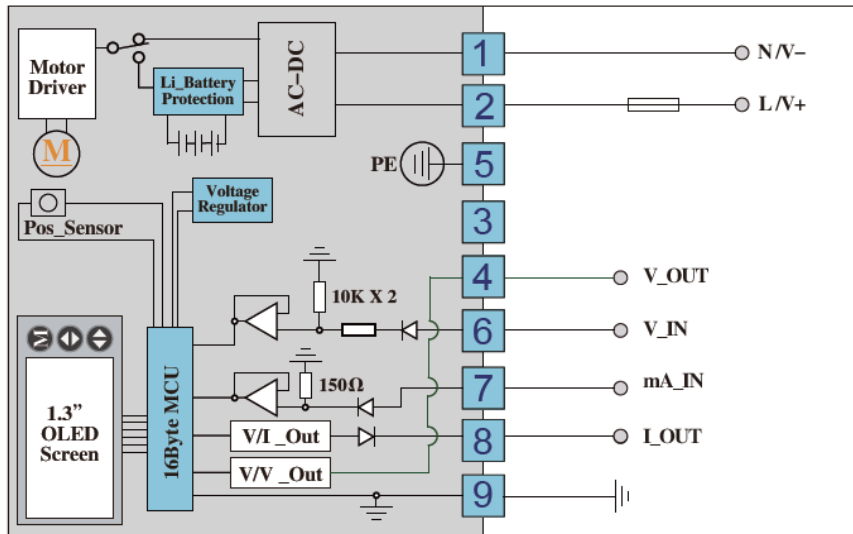
NOTE: UK STANDARD STOCK IS WITH WIRING 'P', ANY OTHERS ARE FACTORY OPTIONS. DETAILS AVAILABLE ON REQUEST.



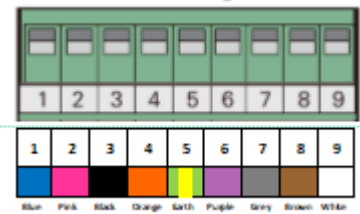
www.ActuatedValveSupplies.com

Details are subject to change without notice in the interests of product development and improvement.

Without alarm signal output function



9P-5.08 Terminal diagram

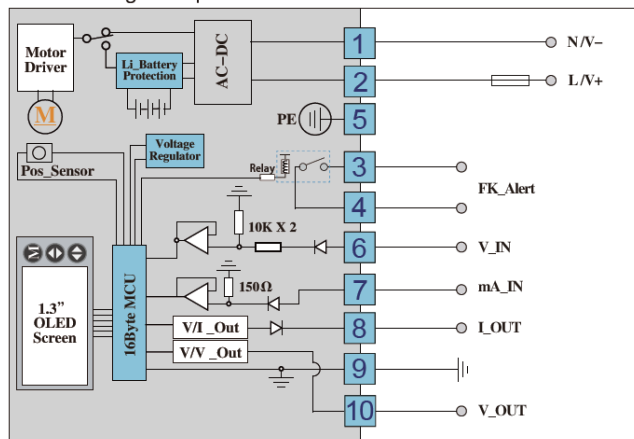


*Call for additional wiring diagrams, factory lead time

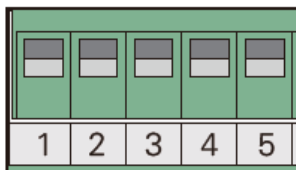
1. Through menu can choose input way Voltage or Current, same can choose 0-5V, 0-10V, 2-10V, 1-10V, or 0-20MA, 4-20MA.
2. Output for actuator without alarm signal function can choose both Voltage and Current, with alarm signal function, customer must confirm that the output is Voltage or Current when place order.

S110.25 WIRING DIAGRAM WITH ALARM OUTPUT

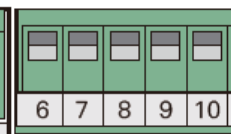
With alarm signal output function



5P-5.08 Terminal



5P-3.81 Terminal



OLED SCREEN USER GUIDE: AVA-S110.25 110NM SMART MODULATING ACTUATOR



- M Key: to switch menus
- K2 Key: to switch Flash Item or adjust values
- K3 Key: to modulate numerical value
- Screen 1.3"OLED, Blue word against black background, 128X64

Please ask for separate user guide document detailing screen by screen options, specific to actuator function.