

COMPACT QUARTER TURN SMART ELECTRIC ACTUATOR

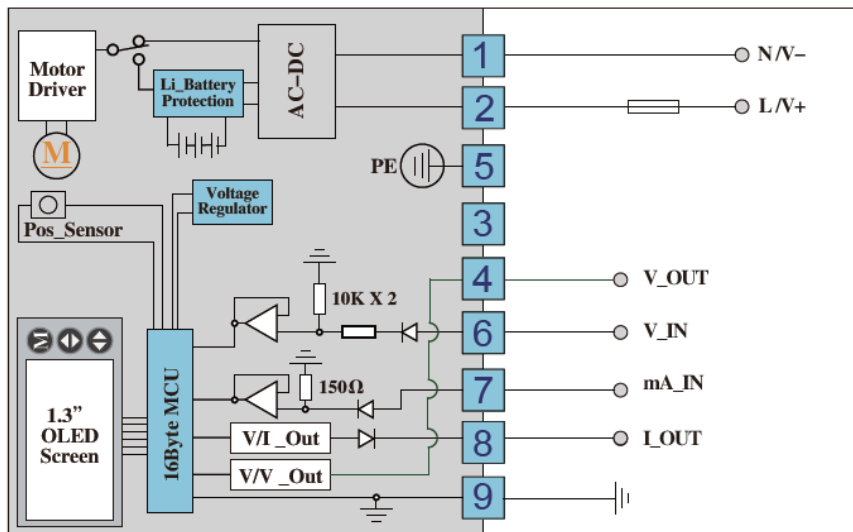
AVA-S110.29 SMART MODULATING HI SPEED 110Nm



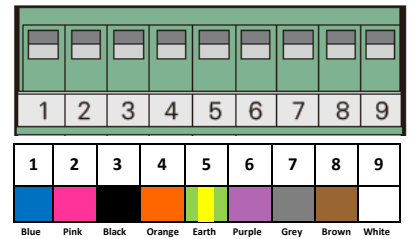
Model:	AVA-S110.29 110NM SMART MODULATING FAILSAFE ACTUATOR			
	AC	AC/DC	DC	DC
Rated Voltage	AC230V	AC/DC 24V	24VDC	12VDC
Voltage Range	AC 95-265V/DC100-300V	AC18-26/DC22-32V	DC22-32V	N/A
Consumption	18W run, 2.1W hold	15W run, 2.1W hold	15W run, 2.1W hold	N/A
Peak current	0.52A @ 5ms 230V	4.5A @ 5ms 24VDC	4.5A for 5ms 24VDC	N/A
Fuse	2A	5A	10A	N/A
Maximum Break Torque Nm	110			N/A
Run & Reseat Torque Nm	110			N/A
Manual operation	Yes, by hexagonal wrench (supplied in clip) when no power. Local control via touch buttons under power.			
Run time	≈ 10 sec			≈ 10 secs
STANDARD FEATURES: - Note for Series 60-110 you can select Modulating Control (eg 4-20Ma or 0-10V) via menu system. You can also select if Normally Open, Normally Closed or Stay Put on power loss. See User Guide document.				
Operating frequency	AC not continuous, 75% duty cycle but recommend allowing ≥1 min between cycles. DC is continuous.			
Position confirmation	Mechanically driven dome style visual 2 colour indicator + OLED screen 1.3”			
Mounting restriction	None, can be mounted at any angle. Leave room for space to operate manually, and for electrical connection			
End Position indication	Micro-switches operated by adjustable internal cams , set slightly ahead of the final motor stop position.			
ISO:5211	F05/07 x 17mm Octagon x 21mm deep			
Working Angle	Factory set at 90° ±2°, maximum angle of rotation 110° ±2°			
Control Options	4-20ma, 0-20mA, 0-5V, 1-5V, 0-10V and 2-10V			
Ingress protection	IP67			
Max media temp	>+ 80C			
Ambient temp	-20 to +80C			
Non-operating temp	≤ -40C to ≥80C			
Ambient humidity	5-95% RH non-condensing			
Explosion proof	No, prohibited. Do not use in hazardous areas			
Housing	ABS			
Weight	2.2kg			

AC Wiring Diagrams: AVA-S110.29 110NM SMART MODULATING HI SPEED ACTUATOR

Without alarm signal output function



9P-5.08 Terminal diagram

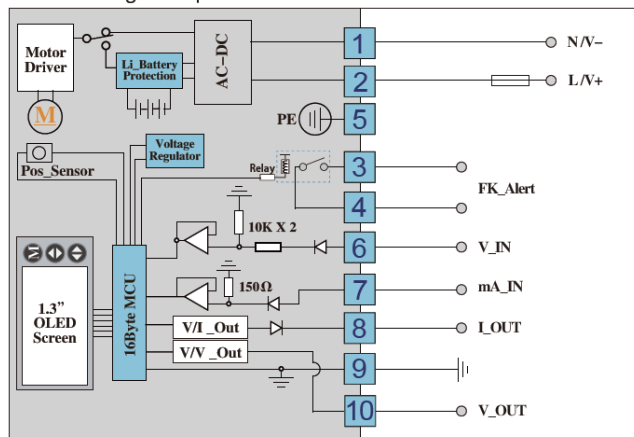


*Call for additional wiring diagrams, factory lead time

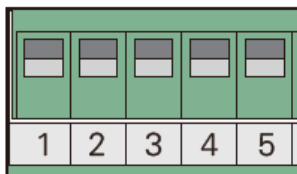
- 1、Through menu can choose input way Voltage or Current,same can choose 0-5V,0-10V,2-10V,1-10V,or 0-20MA ,4-20MA.
- 2、Output for actuator without alarm signal function can choose both Voltage and Current, with alarm signal function ,customer must confirm that the output is Voltage or Current when place order.

S6029 WIRING DIAGRAM WITH ALARM OUTPUT

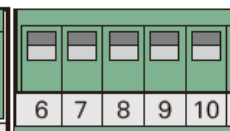
With alarm signal output function



5P-5.08 Terminal



5P-3.81 Terminal



OLED SCREEN USER GUIDE: AVA-S6029 110NM SMART MODULATING HI SPEED ACTUATOR



- M Key: to switch menus
- K2 Key: to switch Flash Item or adjust values
- K3 Key: to modulate numerical value
- Screen 1.3"OLED,Blue word against black background, 128X64

Please ask for separate user guide document detailing screen by screen options, specific to actuator function.



www.ActuatedValveSupplies.com

Details are subject to change without notice in the interests of product development and improvement.